



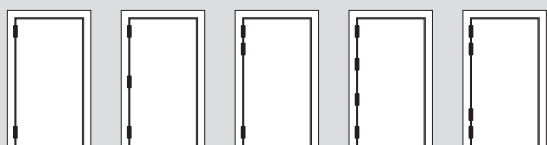
Butt Hinge

High performance butt hinge for use on flush-closing doors in severe duty situations

Benefits

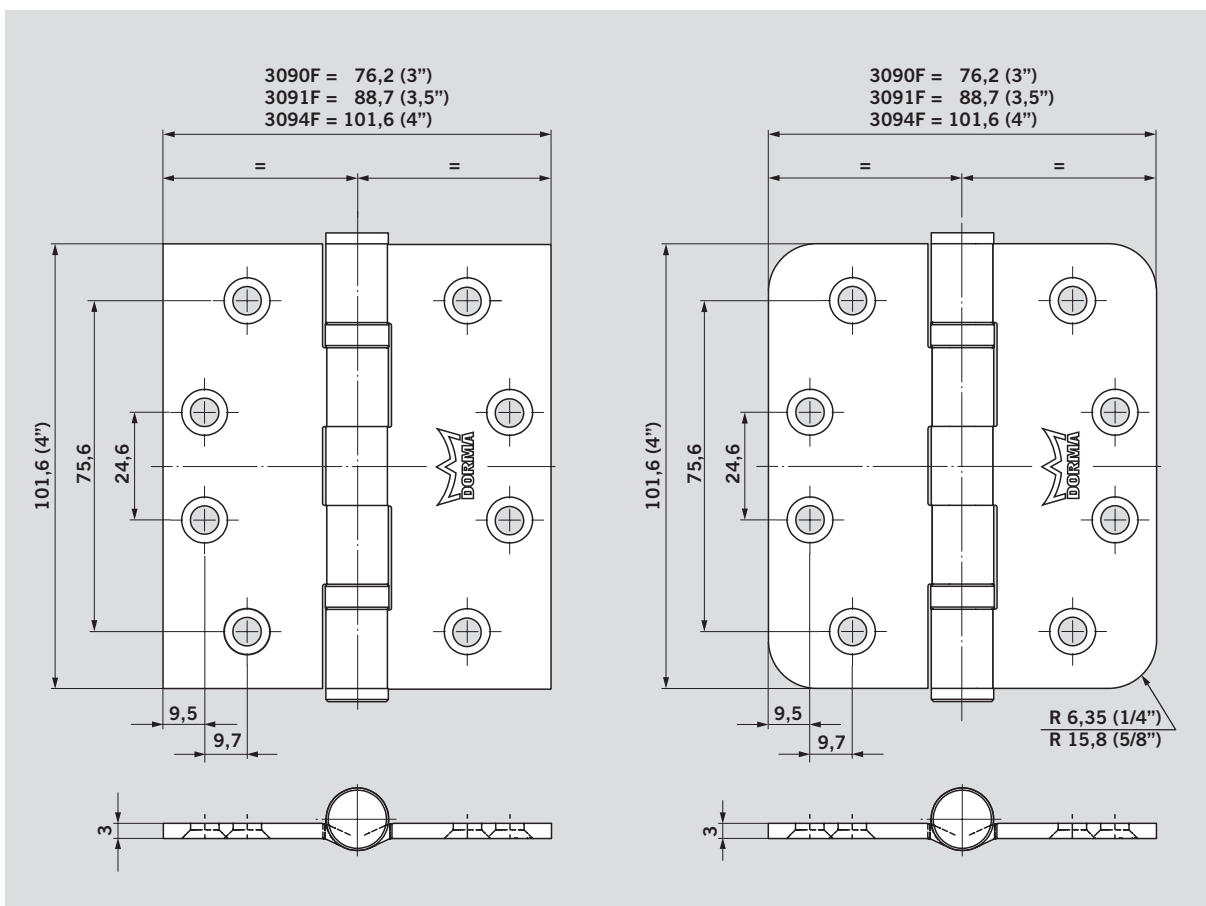
- Butt hinges according to BS EN 1935 with a hinge grading of 13
- Suitable for use on fire/smoke check doors up to 120 kg
- For wooden and metal doors
- Non handed
- Door opening angle 180°

Example



| Data and features | 3090F | 3091F | 3094F |
|---------------------------------|-------|--------|-------|
| Size in inch (Height x Width) | 4 x 3 | 4 x 3½ | 4 x 4 |
| Thickness in mm | 3 | 3 | 3 |
| Standard doors | • | • | • |
| Fire and smoke check doors | • | • | • |
| Non-handed | • | • | • |
| Pin type: | | | |
| Non-removable pin (NRP) | • | • | • |
| Removable pin (RP) | • | • | • |
| Corners: | | | |
| Square corners | • | • | • |
| Round corners (5/8" or 1/4") | • | • | • |
| 5 knuckles | • | • | • |
| Ball bearing (2BB or 4BB) | • | • | • |
| Butt hinge tested to BS EN 1935 | • | • | • |
| CE mark for building products | • | • | • |
| Butt hinge tested to Certifire | • | • | • |

Note: all butt hinges available with the same dimensions for standard doors (non EN)



Specification text

DORMA 3090F/3091F/3094F

High performance butt hinge, conforming to BS EN 1935, with CE mark, suitable for use on fire/smoke check doors up to 120 kg, non handed, door opening angle 180°.

Type

- 3090 F
- 3091 F
- 3094 F

Order No.

- 9300061000001
- 9300061000002
- 9300061000003

Finish

- SSS / SATINO
- PPS
- _____

Material

- SS 201
- SS 304
- SS 316

Corner

- Square
- 1/4" Radius
- 5/8" Radius

Pin Type

- NRP
- RP

Ball Bearing

- 2
- 4
- no

DORMA 3090/3091/3094

Butt hinge suitable for use on standard doors, non handed, door opening angle 180°.

Type

- 3090
- 3091
- 3094

Order No.

- 9300061000010
- 9300061000011
- 9300061000012

Finish

- SSS / SATINO
- PPS
- _____

Material

- SS 201
- SS 304
- SS 316

Corner

- Square
- 1/4" Radius
- 5/8" Radius

Pin Type

- NRP
- RP

Ball Bearing

- 2
- 4
- no

Abbreviations

SS = Stainless Steel
 SSS = Satin Stainless Steel
 PPS = Polish Stainless Steel

NRP = Non-removable pin
 RP = Removable pin

Door Control Division worldwide

Central Europe

DORMA GmbH + Co. KG
DORMA Platz 1
D-58256 Ennepetal
Tel. +49 2333 793-0
Fax +49 2333 793-495

Australasia

DORMA Door Controls Pty. Ltd.
52, Abbott Road
Hallam/Victoria 3803
Australia
Tel. +61 3 8795 0666
Fax +61 3 8795 0280

China/Hong Kong

DORMA Door Controls
(Suzhou) Co. Ltd.
No. 9, Hong Feng Road
Suzhou Singapore Industrial Park
Suzhou, 215021
P.R. of China
Tel. +86 512 67612481
Fax +86 512 67614582

Emerging Markets

DORMA Door Controls Pte. Ltd.
Room 701, Technology Plaza
651 King's Road
North Point
Hong Kong
Tel. +852 25034632
Fax +852 28875370

South America

DORMA Sistemas de Controles
para Portas Ltda.
Av. Piracema, 1400
Centro Empresarial Tambore
CEP 06400-933 Barueri/
São Paulo, Brasil
Tel. +55 11 46899280
Fax +55 11 46899215

South-East Europe

DORMA AUSTRIA GmbH
Pebering Strass 22
A-5301 Eugendorf
Tel. +43 6225 284880
Fax +43 6225 28491

South Europe

DORMA Italiana S.r.l.
Via. Canova 44/46
I-20035 Lissone (MI)
Tel. +39 039 244031
Fax +39 039 24403310

Far East

DORMA Far East Pte. Ltd.
No. 31 Gul Lane
Singapore 629425
Tel. +65 6268 7633
Fax +65 6265 7995

UK/Ireland

DORMA UK Ltd.
Wilbury Way
Hitchin
GB-Hertfordshire SG4 0AB
Great Britain
Tel. +44 1462 477600
Fax +44 1462 477601

Gulf

DORMA Gulf Door Controls FZE
Jebel Ali Free Zone South
Plot No. S 20135
Road No. SW 301 G
P.O. Box 17268
Dubai – United Arab Emirates
Tel. +971 4 8020400
Fax +971 4 8869100/8869101

North America


DORMA Architectural Hardware
DORMA Drive, Drawer AC
Reamstown, PA 17567-0411
Tel. +1 800 5238483
Fax +1 800 2749724

Scanbalt

DORMA Danmark A/S
Sindalvej 6-8
DK-2610 Rødovre
Tel. +45 44 543000
Fax +45 44 543001



Door Control



Automatic



**Glass fittings
and Accessories**



**Security Time
and Access (STA)**



Movable Walls